

# Welcome

To listen in **Ukrainian** or **Russian**, please select:

- Interpretation > Preferred Language

## Ласкаво просимо

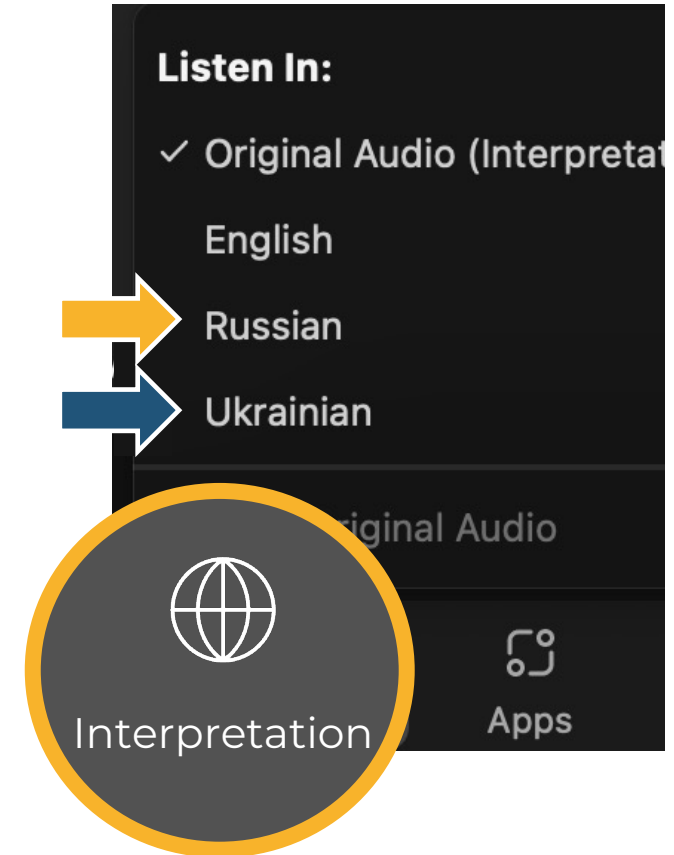
Для прослуховування українською або російською мовою, будь ласка, оберіть:

- Усний переклад
- Мова, якій надається перевага

## Добро пожаловать

Для прослушивания на украинском или русском языке, пожалуйста, выберите:

- Устный перевод
- Предпочитаемый язык



# U4U Immigration Options


Ukrainian Support Convening Sessions

Hosted by Solvera Consulting, in partnership with California  
Department of Social Services' Refugee Programs Bureau



# Upcoming Convening Sessions

- 2<sup>nd</sup> & 4<sup>th</sup> Thursday - 10:00am
- Through mid-November



Date	Topic	Designed For
Oct 12	Understanding TPS, Asylum, and UHP statuses*	Direct Service Staff, UHPs & Sponsors (*English, Ukrainian, Russian)
Oct 26	Applying TPS and UHP-related Policies	County DSS/ DHA staff
Nov 9	TBD	Everyone

# Expectation Setting



## Topics

- ✓ Immigration Information
- ✓ What's available
- ✓ How to apply
- ✓ Documents needed
- ✓ What to expect

*Will receive PPT (in-language) + links after*




## Not Covered

- x Personal details
- x All situations
- x Topics like EAD delays, higher education, housing support
- x Enrolling in public benefits (CalWORKS, RCA, CalFresh, WIC)

# Session Reminders



Mute




Select  
preferred  
language



Upvote  
Questions



Live Q&As



Survey

# Who you are hearing from today



U.S. Citizenship  
and Immigration  
Services

# Outline of Session Topics

1

**U4U  
Background**

2

**Temporary  
Protected  
Status**

3

**Asylum**

4

**Status &  
Benefits  
Eligibility**

# Uniting for Ukraine (U4U) Background

- Parole is an authority granted to the DHS Secretary to allow someone to **enter the U.S. based on a humanitarian, urgent need** and they are unable to apply for admission to the U.S. through the normal visa processing procedures
- Uniting for Ukraine provides a pathway for displaced Ukrainian citizens and their immediate family members who are outside the United States **to come to the United States and stay temporarily** for a two-year period of parole.
- U4U parolees can also **apply for employment authorization** and **advance parole travel document**



# Outline of Session Topics

1

**U4U  
Background**

2

**Temporary  
Protected  
Status**

3

**Asylum**

4

**Status &  
Benefits  
Eligibility**

# Defining: Temporary Protected Status (TPS)

- The Secretary of Homeland Security may designate a foreign country for TPS due to conditions in the country that temporarily prevent the country's nationals from returning safely, or in certain circumstances, where the country is unable to handle the return of its nationals adequately.
- The Secretary may designate a country for TPS due to the following temporary conditions in the country:
  - Ongoing armed conflict (such as civil war)
  - An environmental disaster (such as earthquake or hurricane), or an epidemic
  - Other extraordinary and temporary conditions

# TPS for Ukraine: Key Dates

<b>TPS Designated Through:</b>	April 19, 2025
<b>Re-Registration Period:</b>	Aug. 21, 2023 – Oct. 20, 2023
<b>Registration Period:</b>	Aug. 21, 2023 – April 19, 2025
<b>Continuous Residence in U.S. Since:</b>	Aug. 16, 2023
<b>Continuous Physical Presence in U.S. Since:</b>	Oct. 20, 2023
<b>TPS Designation Date:</b>	April 19, 2022
<b>Current TPS Designation Date:</b>	Oct. 20, 2023
<b>Federal Register Notice Citation:</b>	<a href="#">88 FR 56872</a>

# Benefits of TPS

- Does **not** lead to a permanent status
- ✓ Provides temporary lawful status in the U.S. while you are determining next steps to secure permanent status
- ✓ Eligible for employment authorization (Form I-765) and advance parole travel document (Form I-131)
- ✓ Employment authorization document code (a12) is eligible for the 540-day automatic extension

# How to Apply for TPS

1. **Submit Form I-821** by paper or online
2. **Include fee** of \$50 for initial and \$85 for biometrics; or fee waiver request
3. **Include evidence:**
  - ✓ Identity and nationality,
  - ✓ date of entry, and
  - ✓ continuous residence since 4/16/23
4. Can also apply for **employment authorization** (Form I-765) concurrently
5. **Attend** biometrics appointment
6. **Wait** for decision from USCIS

# Timelines: TPS

- **TPS:**  
11 months or less
- **TPS EAD:**  
unavailable
- **TPS I-131 Advance Parole:**  
17.5 months of less

U.S. Citizenship and Immigration Services

Topics Forms Newsroom Citizenship Green Card

[Para tener acceso a este sitio en español, presione aquí](#)

## Check Case Processing Times

Select your form, form category, and the office that is processing your case  
*Refer to your receipt notice to find your form, category, and office. For more information about case processing times and your receipt notice, visit the [More Information About Case Processing Times](#) page.*

**Form \***  
I-131 | Application for Travel Document

**Form Category \***  
Advance parole

**Field Office or Service Center \***  
California Service Center

**Get processing time**

**Processing time for Application for Travel Document (I-131) at California Service Center**

80% of cases are completed within

**17.5**  
Months

[Sign in or create](#) a new account to see your estimated case timeline.

# Outline of Session Topics

1

**U4U  
Background**

2

**Temporary  
Protected  
Status**

3

**Asylum**

4

**Status &  
Benefits  
Eligibility**

# Defining: **Asylum**

- Permanent status
- Protection for those who has faced persecution or has a fear of persecution based on the 5 qualifying grounds: race, religion, national origin, political opinion, or social membership
- Eligible for employment authorization and refugee travel document
- Can apply for qualifying family members (in or outside the U.S.) as derivative asylum (Form I-730)
- Can apply for a green card anytime after being granted asylum



# How to apply for asylum

1. **Submit Form I-589** by paper or online filing
  - No fee required for application or biometrics
2. **Attend** biometrics appointment
3. **Prepare for interview** by visiting USCIS webpage
4. **Attend** asylum interview
5. **Wait** for decision from USCIS

The screenshot shows the USCIS website interface. At the top left is the USCIS logo and the text 'U.S. Citizenship and Immigration Services'. A search bar is located at the top right. Below the search bar are navigation links for 'Topics', 'Forms', 'Newsroom', 'Citizenship', 'Green Card', 'Laws', and 'Tools'. A breadcrumb trail reads: 'Home > Humanitarian > Refugees and Asylum > Asylum > Preparing for Your Affirmative Asylum Interview'. The main heading is 'Preparing for Your Affirmative Asylum Interview'. Below the heading is an alert box: 'ALERT: Interpreters at Affirmative Asylum Interviews' with a 'See more' link. The main content area contains text about the asylum process and a list of items to bring to the interview. On the left side, there is a navigation menu with categories like 'Humanitarian', 'Refugees and Asylum', and 'Asylum'.

U.S. Citizenship and Immigration Services

Search our Site

Topics Forms Newsroom Citizenship Green Card Laws Tools

Home > Humanitarian > Refugees and Asylum > Asylum > Preparing for Your Affirmative Asylum Interview

## Preparing for Your Affirmative Asylum Interview

**ALERT: Interpreters at Affirmative Asylum Interviews**  
[See more](#)

If you are seeking asylum through the Asylum Merits Interview process with USCIS after a positive credible fear determination, visit our [Asylum Merits Interview with USCIS: Processing After a Positive Credible Fear Determination](#) page for information on how to prepare for your Asylum Merits Interview. This means you were placed in expedited removal proceedings, you received a positive credible fear determination, and USCIS retained your asylum application for further consideration in an Asylum Merits Interview. For information on ways to obtain asylum in the United States, visit the [Obtaining Asylum in the United States](#) page.

**On the day of your affirmative asylum interview you should bring:**

- A form of identification, including:
  - Any passports you may have,
  - Other travel or identification documents, and
  - Form I-94, Arrival-Departure Record, if you received one when you arrived in the U.S.
- The originals of any birth certificates, marriage certificates, or other documents you previously submitted with your [Form I-589, Application for Asylum and for Withholding of Removal](#).
- A copy of your Form I-589 and any additional material that you previously submitted in case the asylum office is missing any of this information;
- Any additional items you have available that document your claim and that you have not already submitted with your application;
- An interpreter if you are not able to continue with the interview in English,
- Your spouse and/or children under 21, if they were included in your asylum application as [derivatives](#) at the time you filed your application;
  - They must bring any identity, travel or other supporting documents they have in their possession.
  - Although you are required to list all of your family members on your application, the only family members you need to bring to the interview are those who will be included as derivatives in the asylum decision.
- A certified translation of any document that is not in English;
  - Any document in a language other than English.

# Timelines: Asylum

- **Asylum EAD (initial):**  
1.5 months or less
- **Form I-131 Refugee Travel Doc:**  
17.5 months or less
- **Form I-730:**  
30 months or less

<https://egov.uscis.gov/processing-times/>

U.S. Citizenship and Immigration Services

Para tener acceso a este sitio en español, [presione aquí](#)

## Check Case Processing Times

Select your form, form category, and the office that is processing your case  
*Refer to your receipt notice to find your form, category, and office. For more information about case processing times and reading your receipt notice, visit the [More Information About Case Processing Times](#) page.*

**Form \***  
I-730 | Refugee/Asylee Relative Petition

**Form Category \***  
Petition for accompanying family members of an asylee

**Field Office or Service Center \***  
All Service Centers

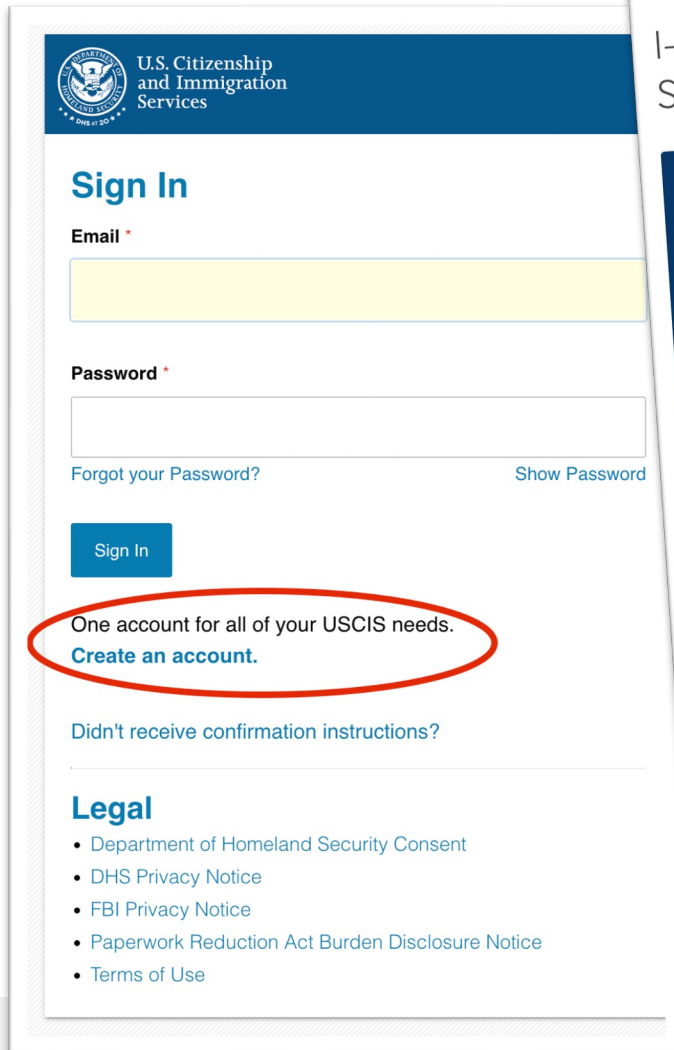
**Get processing time**

**Processing time for Refugee/Asylee Relative Petition (I-730) at All Service Centers**

80% of cases are completed within  
**30**  
Months

[Check your case status](#) to track the status of an immigration application, petition, or request.

# USCIS Website Pages



U.S. Citizenship and Immigration Services

## Sign In

Email \*

Password \*

[Forgot your Password?](#) [Show Password](#)

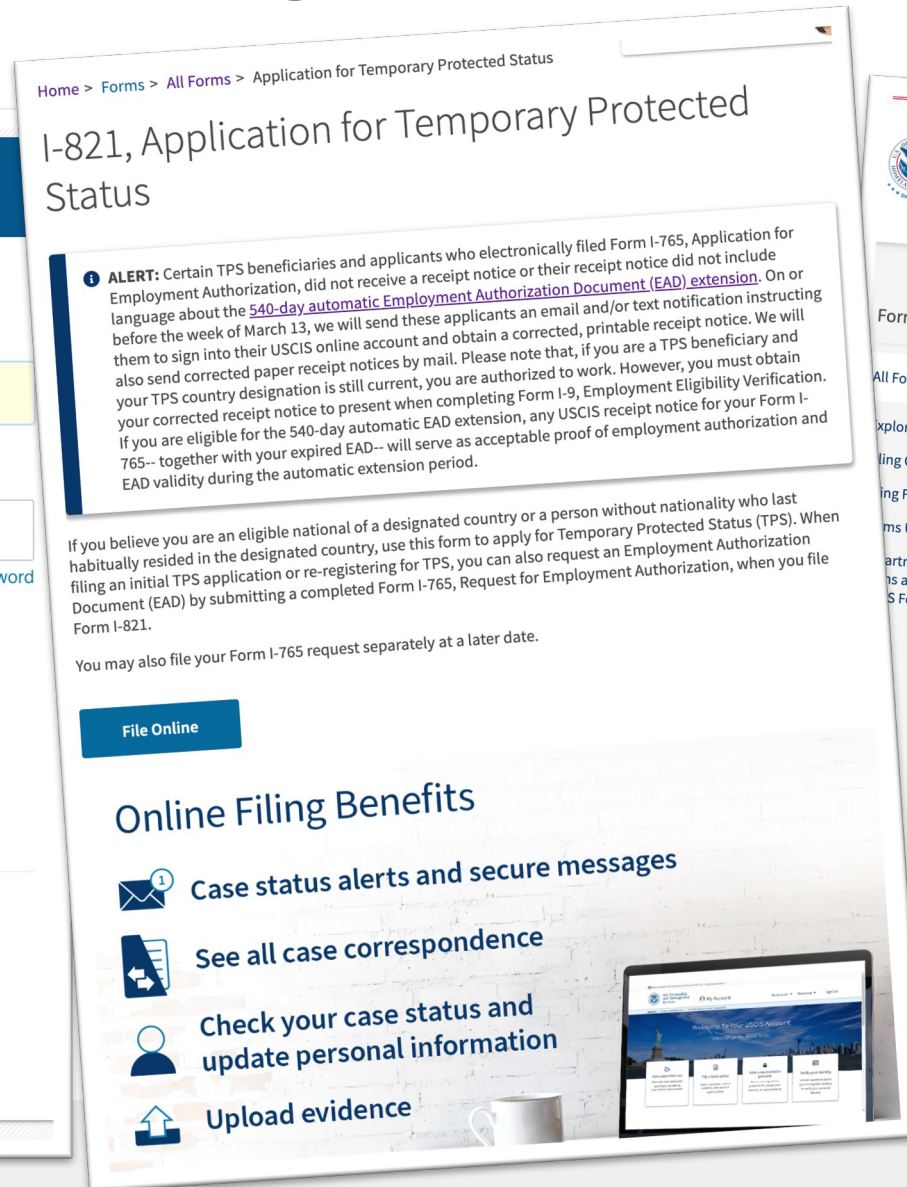
[Sign In](#)

One account for all of your USCIS needs.  
[Create an account.](#)

[Didn't receive confirmation instructions?](#)

### Legal

- Department of Homeland Security Consent
- DHS Privacy Notice
- FBI Privacy Notice
- Paperwork Reduction Act Burden Disclosure Notice
- Terms of Use



Home > Forms > All Forms > Application for Temporary Protected Status

## I-821, Application for Temporary Protected Status





**ALERT:** Certain TPS beneficiaries and applicants who electronically filed Form I-765, Application for Employment Authorization, did not receive a receipt notice or their receipt notice did not include information about the [540-day automatic Employment Authorization Document \(EAD\) extension](#). On or before the week of March 13, we will send these applicants an email and/or text notification instructing them to sign into their USCIS online account and obtain a corrected, printable receipt notice. We will also send corrected paper receipt notices by mail. Please note that, if you are a TPS beneficiary and your TPS country designation is still current, you are authorized to work. However, you must obtain your corrected receipt notice to present when completing Form I-9, Employment Eligibility Verification. If you are eligible for the 540-day automatic EAD extension, any USCIS receipt notice for your Form I-765-- together with your expired EAD-- will serve as acceptable proof of employment authorization and EAD validity during the automatic extension period.

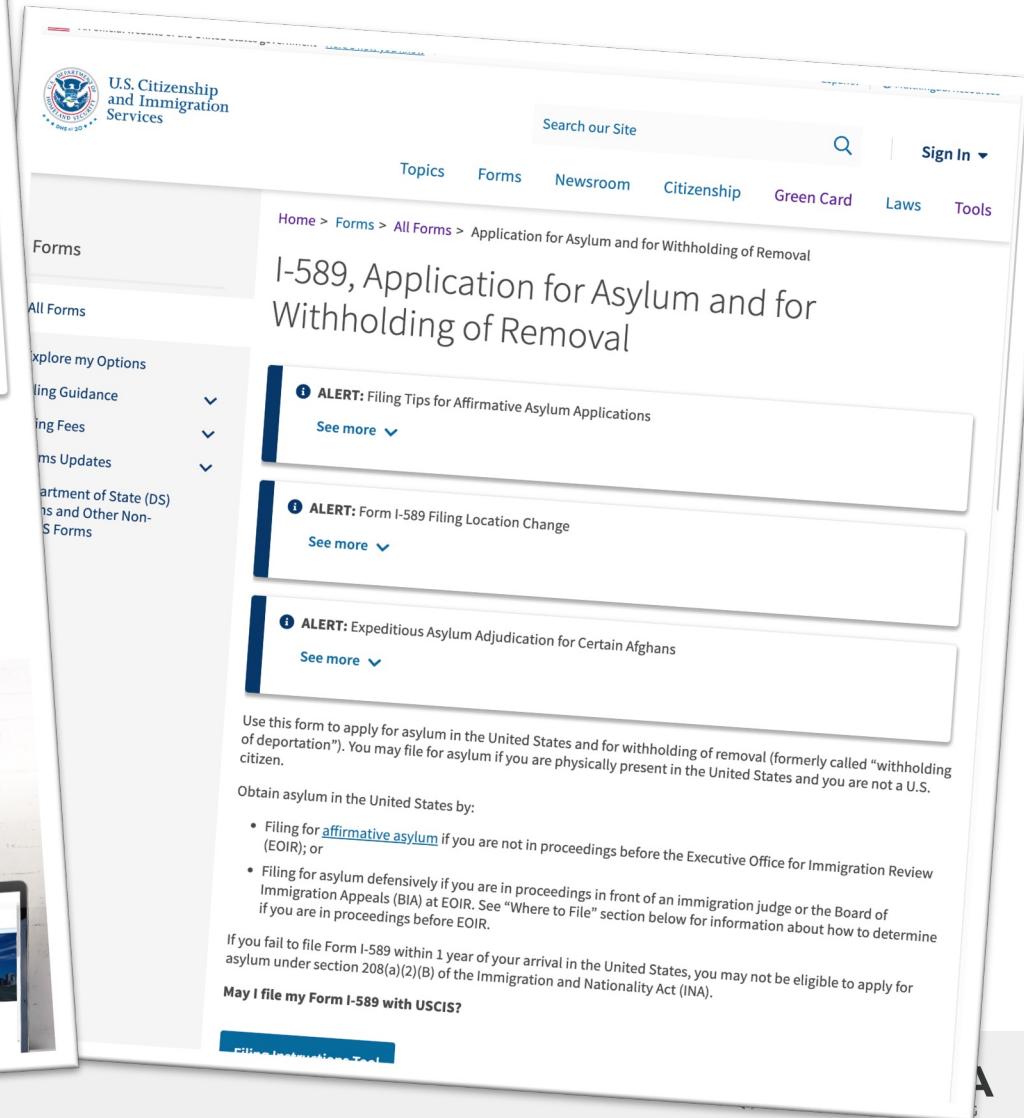
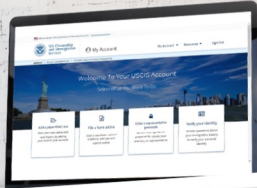
If you believe you are an eligible national of a designated country or a person without nationality who last habitually resided in the designated country, use this form to apply for Temporary Protected Status (TPS). When filing an initial TPS application or re-registering for TPS, you can also request an Employment Authorization Document (EAD) by submitting a completed Form I-765, Request for Employment Authorization, when you file Form I-821.

You may also file your Form I-765 request separately at a later date.

[File Online](#)

## Online Filing Benefits

-  **Case status alerts and secure messages**
-  **See all case correspondence**
-  **Check your case status and update personal information**
-  **Upload evidence**



U.S. Citizenship and Immigration Services

Search our Site

Topics Forms Newsroom Citizenship Green Card Laws Tools

Sign In

Home > Forms > All Forms > Application for Asylum and for Withholding of Removal

## I-589, Application for Asylum and for Withholding of Removal

**ALERT:** Filing Tips for Affirmative Asylum Applications  
[See more](#)

**ALERT:** Form I-589 Filing Location Change  
[See more](#)

**ALERT:** Expeditious Asylum Adjudication for Certain Afghans  
[See more](#)

Use this form to apply for asylum in the United States and for withholding of removal (formerly called "withholding of deportation"). You may file for asylum if you are physically present in the United States and you are not a U.S. citizen.

Obtain asylum in the United States by:

- Filing for [affirmative asylum](#) if you are not in proceedings before the Executive Office for Immigration Review (EOIR); or
- Filing for asylum defensively if you are in proceedings in front of an immigration judge or the Board of Immigration Appeals (BIA) at EOIR. See "Where to File" section below for information about how to determine if you are in proceedings before EOIR.

If you fail to file Form I-589 within 1 year of your arrival in the United States, you may not be eligible to apply for asylum under section 208(a)(2)(B) of the Immigration and Nationality Act (INA).

**May I file my Form I-589 with USCIS?**

# Outline of Session Topics

1

**U4U  
Background**

2

**Temporary  
Protected  
Status**

3

**Asylum**


4

**Status &  
Benefits  
Eligibility**




# Status & Benefits

	ORR Services (RCA, RSS, MG)	CalWORKs	SSI/SSP2	California Assistance Program for Immigrants (CAPI)	CalFresh	California Food Assistance Program (CFAP)	Women, Infants, and Children (WIC)	MediCal
<b>Program GOAL</b>	Rapid Employment	Rapid Employment	Stabilization	Stabilization	Accessible healthy food	Accessible healthy food	Provide support for mothers and children up to 5	Provide basic health insurance
<b>Target Population</b>	Individuals without children	Individuals with children	65+ years old and/or disability	Aged, blind, and disabled non-citizens ineligible for SSI/SSP2 due to immigration status	Anyone in need of food	Anyone in need of food who is ineligible for CalFresh due to immigration status	Women, infants, and children	Low-income individuals who need health insurance
<b>Website FMI</b>	<a href="https://www.cdss.ca">https://www.cdss.ca</a>	<a href="https://www.cdss.ca">https://www.cdss.ca</a>	<a href="https://www.cdss.ca">https://www.cdss.ca</a>	<a href="https://www.cdss.ca">https://www.cdss.ca</a>	<a href="https://www.cdss.ca">https://www.cdss.ca</a>	<a href="https://www.cdss.ca">https://www.cdss.ca</a>	<a href="https://www.cdph.ca">https://www.cdph.ca</a>	<a href="https://www.dhcs.ca">https://www.dhcs.ca</a>
UHP and NUHP under 212(d)(5) Entered prior to 2/23/22 to and after 9/30/23 (Both less and more than 1 year) <b>with TPS</b>	No	Yes, State-\$	No	Yes	Maybe	Maybe		
UHP and NUHP under 212(d)(5) Entered on 2/23/22 to 9/30/23 (Both less and more than 1 year) <b>with TPS</b>	Yes	Yes	Yes	No	Yes	No		Yes
UHP and NUHP under 212 (d)(5) Entered prior to 02/24/22 or after 09/30/23 (less than 1 year) <b>w/o TPS</b>	No	Yes, State-\$	No	Maybe	No	No		
UHP and NUHP under 212 (d)(5) Entered prior to 02/24/22 or after 09/30/23 (less than 1 year) <b>w/o TPS</b>	No	Yes, State-\$	No	Yes	Maybe	Maybe		
UHP and NUHP under 212 (d)(5) Entered prior to 02/24/22 or after 09/30/23 (1 year or longer) <b>w/o TPS</b>	No	Yes, State-\$	No	Yes	Maybe	Maybe		
UHP and NUHP under 212 (d)(5) Entered on <b>02/24/22 to 09/30/23</b> (Both less and more than 1 year) <b>w/o TPS</b>	Yes	Yes	Yes	No	Yes	No		Yes
UHP and NUHP <b>Spouse or Child of Principle</b> under 212 (d)(5) entered after 09/30/23 (both less and more than 1 yr)	Yes	Yes	Yes	No	Yes	No		
<b>TPS without Humanitarian Parole</b>	No	No	No	No	No	No		



# Status & Benefits

	ORR Services (RCA, RSS, MG)	CalWORKs	SSI/SSP2	California Assistance Program for Immigrants (CAPI)	CalFresh	California Food Assistance Program (CFAP)	Women, Infants, and Children (WIC)	MediCal
<b>Program GOAL</b>	Rapid Employment	Rapid Employment	Stabilization	Stabilization	Accessible <b>healthy food</b>	Accessible <b>healthy food</b>	Provide support for mothers and children up to 5	Provide basic health insurance
<b>Target Population</b>	Individuals without children	Individuals with children	65+ years old and/or disability	Aged, blind, and disabled non-citizens ineligible for SSI/SSP2 due to immigration status	Anyone in need of food	Anyone in need of food who is ineligible for CalFresh due to immigration status	Women, infants, and children	Low-income individuals who need health insurance
<b>Website FMI</b>	<a href="https://www.cdss.ca">https://www.cdss.ca</a>	<a href="https://www.cdss.ca">https://www.cdss.ca</a>	<a href="https://www.cdss.ca">https://www.cdss.ca</a>	<a href="https://www.cdss.ca">https://www.cdss.ca</a>	<a href="https://www.cdss.ca">https://www.cdss.ca</a>	<a href="https://www.cdss.ca">https://www.cdss.ca</a>	<a href="https://www.cdph.ca">https://www.cdph.ca</a>	<a href="https://www.dhcs.ca">https://www.dhcs.ca</a>
<b>Sponsored Non-citizen</b>	<input type="button" value="No"/>	<input type="button" value="Yes, State-\$"/>	<input type="button" value="Maybe"/>	<input type="button" value="Maybe"/>	<input type="button" value="Maybe"/>	<input type="button" value="Maybe"/>	<input type="button" value=""/>	<input type="button" value=""/>
<b>Refugee</b>	<input type="button" value="Yes"/>	<input type="button" value="Yes"/>	<input type="button" value="Yes"/>	<input type="button" value="No"/>	<input type="button" value="Yes"/>	<input type="button" value="No"/>	<input type="button" value=""/>	<input type="button" value="Yes"/>
<b>Pregnant Non-citizen Mothers in 2nd Trimester</b> (1st Trimester effective July 1, 2022)	<input type="button" value="No"/>	<input type="button" value="Yes, State-\$"/>	<input type="button" value="Maybe"/>	<input type="button" value="Maybe"/>	<input type="button" value="Maybe"/>	<input type="button" value="Maybe"/>	<input type="button" value=""/>	<input type="button" value=""/>
<b>Non-immigrant Visa Holder</b> e.g., visitor, student, worker, or other temporary visas	<input type="button" value="No"/>	<input type="button" value="No"/>	<input type="button" value="No"/>	<input type="button" value="No"/>	<input type="button" value="No"/>	<input type="button" value="No"/>	<input type="button" value=""/>	<input type="button" value=""/>
<b>Asylum Applicant</b>	<input type="button" value="No"/>	<input type="button" value="No"/>	<input type="button" value="No"/>	<input type="button" value="Maybe ? PRUCOL"/>	<input type="button" value="No"/>	<input type="button" value="No"/>	<input type="button" value=""/>	<input type="button" value=""/>
<b>Asylee</b>	<input type="button" value="Yes"/>	<input type="button" value="Yes"/>	<input type="button" value="Yes"/>	<input type="button" value="No"/>	<input type="button" value="Yes"/>	<input type="button" value="No"/>	<input type="button" value=""/>	<input type="button" value="Yes"/>
References ACWDL from July 22: <a href="https://www.cdss.ca.gov/Portals/9/Additional-Resources/Letters-and-Notices/ACWDL/2022/CL_07-22-22.pdf?ver=2022-07-22-111740-701">https://www.cdss.ca.gov/Portals/9/Additional-Resources/Letters-and-Notices/ACWDL/2022/CL_07-22-22.pdf?ver=2022-07-22-111740-701</a>								




# Question & Answers



# Next Steps

After this session you will receive:

- ✓ The slide deck
- ✓ Referenced links
- ✓ Survey to provide feedback on today's session
  - Ask additional questions
  - Suggest future topics







# Complete a **Feedback Survey** & Request **Future Session Topics**

Email the hosts: [UHPinfo@solveraconsult.com](mailto:UHPinfo@solveraconsult.com),  
[RPBTTAU@cdss.ca.gov](mailto:RPBTTAU@cdss.ca.gov)