

How to apply for Ukrainian Re-parole


Navigating life in California, for newly arrived Ukrainians

Hosted by Solvera Consulting, in partnership with California
Department of Social Services' Refugee Programs Bureau



Upcoming Convening Sessions

- On Mondays
- Through August 2024



Date	Topic
Apr 22	Getting Help in the First Years: State and Local Organizations
May 13	Stabilization Jobs: Understanding Employment Programs
Jun 03	Education: Post-Secondary
Jun 24	Education: K-12

Expectation Setting



Topics


- ✓ Ukrainian Re-Parole
- ✓ Application how-to
- ✓ Review of forms
- ✓ Benefits & Services eligibility
- ✓ Common mistakes to avoid




Not Covered

- x Personal details
- x All situations
- x Topics like SSN, delays, higher education
- x Enrolling in public benefits
(CalWORKS, RCA, CalFresh, WIC)

Session Reminders



Mute




*English only
today*



Upvote
Questions



Live Q&As



Survey

Who you are hearing from today



Disclaimer & Dissemination



U.S. Citizenship
and Immigration
Services

Materials presented today are for informational purposes only and are not legal advice. The information disseminated today and statements made by USCIS personnel are intended solely for the purpose of providing public outreach to the agency's stakeholders about issues of mutual interest. It is not intended to, does not, and may not be relied upon to create any right or benefit.



This presentation may not be reproduced or further disseminated without the express written consent of USCIS.

Please contact the Public Engagement Division for additional information at public.engagement@uscis.dhs.gov.

Session Topics



U.S. Citizenship
and Immigration
Services

Re-Parole Application Process for Certain Ukrainian Citizens and Their Immediate Family Members

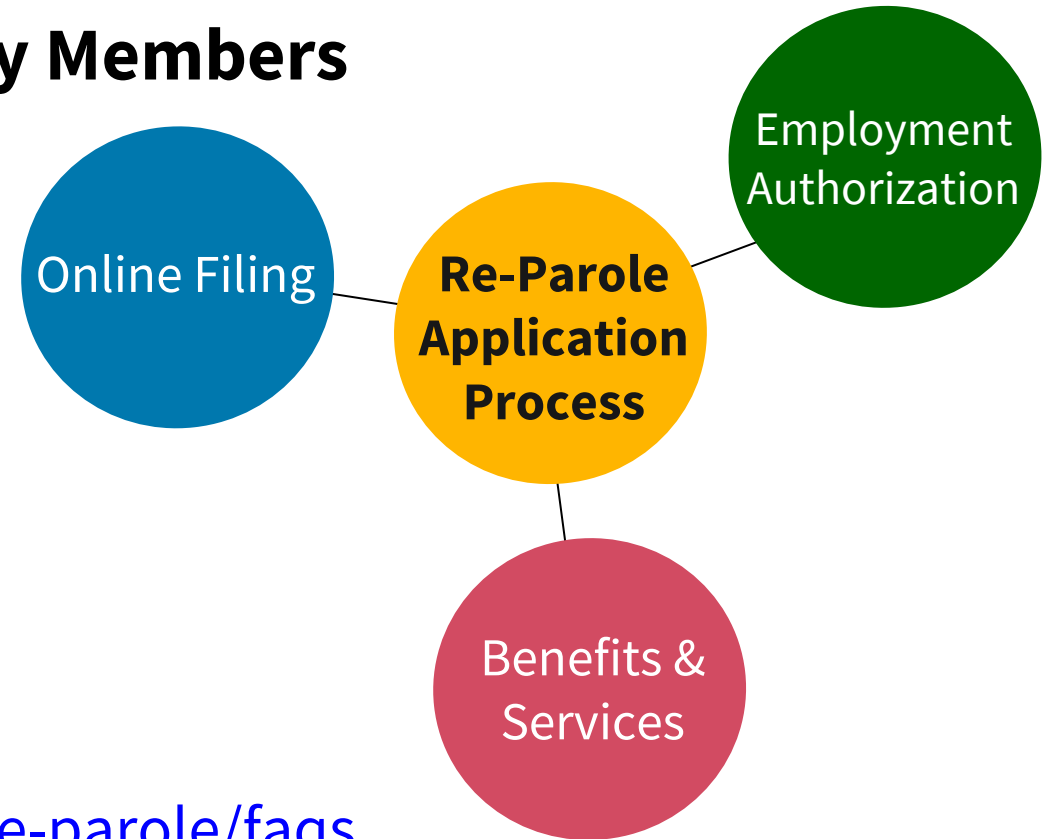
- Overview of the process
- Employment Authorization

Benefits and Services

- Federal benefits
- Who is eligible

Question & Answer Session

- FAQs available at [uscis.gov/ukraine re-parole/faqs](https://uscis.gov/ukraine-re-parole/faqs)



Today's Speakers



U.S. Citizenship
and Immigration
Services

- **Mark Ludeking**, Senior Advisor, Office of Policy & Strategy, USCIS
- **Andrea Crane**, Refugee Program Eligibility Specialist, Office of Refugee Resettlement, Department of Health and Human Services





U.S. Citizenship
and Immigration
Services

Overview of the Re-Parole Application Process

Mark Ludeking, Senior Advisor, Office of Policy & Strategy

Eligibility Requirements



- Be a Ukrainian citizen or a non-Ukrainian immediate family member who resided in Ukraine through Feb. 11, 2022, and were paroled into the United States on or after Feb. 11, 2022.
- Demonstrate continued urgent humanitarian reasons or significant public benefit for an additional period of parole.
- Demonstrate that you warrant a favorable exercise of discretion.
- Be physically present in the United States.
- Complied with the conditions of your initial parole.
- Clear biographic and biometric background checks.

Apply for Re-Parole Online



U.S. Citizenship
and Immigration
Services

- File **Form I-131**, Application for Travel Document, online at [my.USCIS.gov](https://my.uscis.gov).
- USCIS will consider re-parole requests on a case-by-case basis for up to two years.
- Must apply for re-parole before your initial parole period ends.
- Benefits of filing online:
 - Prevent common mistakes and save time
 - Respond to Requests for Evidence more quickly
 - Check myProgress for your estimated personalized wait times
- Check for the most current application fee at uscis.gov/i-131.
- Beginning April 1, all online filers will receive a \$50 discount.
- Cannot submit Form I-912 to request a fee waiver online, only with paper filings.

Apply for Employment Authorization



U.S. Citizenship
and Immigration
Services

- If re-parole is granted, apply for employment authorization either by mail or online.
- Submit **Form I-765**, Application for Employment Authorization, with a copy of your re-parole approval notice.
- Submit filing fee. Check for most current fee at uscis.gov/i-765.
- Cannot submit a fee waiver request, Form I-912, when you file online; you can only request a fee waiver with paper filings.
- Employment Authorization Document (EAD) will be valid for the duration of your re-parole period.
- Present new EAD for employment eligibility verification.



USCIS is licensed to use this image.

Employment Authorized Incident to Parole



U.S. Citizenship
and Immigration
Services

- If you receive a Form I-131 approval notice showing a new period of parole, visit CBP's Form I-94 website to view and print a copy of your Form I-94 at i94.cbp.dhs.gov.
 - Provide the downloaded and printed copy of the Form I-94 to your employer.
 - Do not use the tear-off Form I-94 found on the Form I-131 re-parole approval notice.
- Your unexpired Form I-94 that includes a “Most Recent Date of Entry” on or before Sept. 30, 2023, and “UHP” class of admission is an acceptable document that shows your identity and employment authorization for Form I-9, Employment Eligibility Verification.
 - This document satisfies the Form I-9 requirement for up to 90 days from the date of hire.
 - For reverification and continued employment of existing employees, this Form I-94 satisfies the Form I-9 requirement for up to 90 days from the date employment authorization expires.
- After the 90-day period, you must present an unexpired EAD, or unrestricted Social Security card and acceptable List B identity document from the Form I-9 Lists of Acceptable Documents (such as a state-issued driver's license or identification card).

Required Documents



- Show proof of your initial parole period:
 - Form I-94 (from CBP)
- Proof of identity, such as:
 - Copy of both sides of your EAD
 - Copy of both sides of your government-issued driver's license or state-issued identification.
 - Copy of identity (biographical) page from your passport.
Note: Children may be included on a parent's Ukrainian passport. This information will not be on the identity page.
- Submit full English translation of any document containing foreign language. Content must be translated by a certified translator.

Online Filing Application Process



U.S. Citizenship
and Immigration
Services

- Use the online Form I-131 to apply for re-parole.
 - There's only one form.
 - Online filing will ensure you submit a complete application and pay the correct fee.
 - Cannot file online if you are requesting a fee waiver.
- After re-parole is approved, apply for employment authorization as soon as possible by submitting Form I-765, online.

A screenshot of the USCIS "File a Form" page. The page title is "File a Form". Below the title, there is a paragraph: "Select the form you want to file online. Once you start, we will automatically save your information for 30 days, or from the last time you worked on the form." Below this is a "Fee waiver" section: "Fee waiver: If you are requesting a fee waiver, you cannot file online. You must file a paper version of both the Form I-912, Request for Fee Waiver and the form for the specific benefit you are requesting. You can review the fee waiver guidance at www.uscis.gov/feewaiver." Below the fee waiver section is the instruction "Select the form you want to file online." followed by a dropdown menu. The dropdown menu is open, showing a list of forms: "I-131, Application for Travel Document" (which is highlighted in blue), "I-90, Application to Replace Permanent Resident Card", "I-130, Petition for Alien Relative", "I-131, Application for Travel Document", "I-134A, Online Request to be a Supporter and Declaration of Financial Support", "I-539, Application To Extend/Change Nonimmigrant Status", "I-589, Application for Asylum and for Withholding of Removal", and "I-765, Application for Employment Authorization". At the bottom of the dropdown menu is a "Start form" button.

Requesting Re-Parole Online



U.S. Citizenship
and Immigration
Services

- To request re-parole online under this new process, you must select:
 - I am outside the United States, and I am applying for an Advance Parole Document.
 - Also select this option for minor children.



What type of application are you applying for?

Note: If you are an Afghan parolee seeking re-parole and requesting an EAD, you must select the option that indicates you are outside the United States and applying for an Advance Parole Document.



You can file your request online only for certain application types

If your application type does not appear as an option, you must file a [paper Form I-131](#). If you submit online and are not eligible for one of the application types listed as an option, your application may be **denied** and your filing fee will not be refunded.

- I am outside the United States, and I am applying for an Advance Parole Document
- I am applying for an Advance Parole Document for a person who is outside the United States

Requesting Re-Parole Online (cont.)



U.S. Citizenship
and Immigration
Services

- Select 'Yes' to the question, "Are you applying for re-parole?"
 - By selecting "Yes," you are requesting re-parole if you were paroled into the United States and need to remain here beyond your initial authorized parole period.
 - Also select this option for minor children.

A screenshot of the USCIS online form for requesting re-parole. The question is "Are you applying for re-parole?". Below the question is a subtext: "You can request re-parole if you were paroled into the United States and need to remain in the United States beyond the authorized parole period to accomplish the purpose for which parole was approved." There are two radio button options: "Yes" (selected) and "No". A red arrow points to the "Yes" option. At the bottom of the form are two buttons: "Back" and "Next".

Are you applying for re-parole?

You can request re-parole if you were paroled into the United States and need to remain in the United States beyond the authorized parole period to accomplish the purpose for which parole was approved.

Yes 

No

Back Next

Minors will need their own USCIS online account and a unique email address.

Parents or legal guardians may sign for a minor child under the age of 14. Children under the age of 14 may also sign for themselves.

Class of Admission



U.S. Citizenship
and Immigration
Services

- Select your correct class of admission.
- Most applicants will have a DT, UHP, or DA class of admission.
- Making an incorrect selection could cause delays.
- Find your class of admission on the Form I-94, Arrival/Departure Record at i94.cbp.dhs.gov.

What is your class of admission?

UHP

UHP - Ukrainian Humanitarian Parole

Paper Filing Application Process



U.S. Citizenship
and Immigration
Services

- Use the paper Form I-131 to apply for re-parole
 - No other forms are required.
 - Use edition 04/01/24 E of Form I-131.
 - The form edition date and page numbers must be visible when printing the form.
 - Handwrite **“Ukraine Re-Parole”** at the top of your form.
- Common mistakes
 - Don't forget to sign your form.
 - Submit all pages.
 - Use the correct edition of the form.
 - Submit correct filing fee or fee waiver request (Form I-912).

Application for Travel Document
Department of Homeland Security
U.S. Citizenship and Immigration Services

USCIS
Form I-131
OMB No. 1615-0013
Expires 10/31/2025

Form I-131 Edition 06/06/23 E

Form I-131, Part 2, Item 1.e.



U.S. Citizenship
and Immigration
Services

Ukraine Re-Parole

Part 2. Application Type

- 1.a. I am a permanent resident or conditional resident of the United States, and I am applying for a reentry permit.
- 1.b. I now hold U.S. refugee or asylee status, and I am applying for a Refugee Travel Document.
- 1.c. I am a permanent resident as a direct result of refugee or asylee status, and I am applying for a Refugee Travel Document.
- 1.d. I am applying for an Advance Parole Document to allow me to return to the United States after temporary foreign travel.
- 1.e. I am outside the United States, and I am applying for an Advance Parole Document.



Class of Admission



U.S. Citizenship
and Immigration
Services

Part 1. Information About You	
1.a. Family Name <i>(Last Name)</i>	<input type="text"/>
1.b. Given Name <i>(First Name)</i>	<input type="text"/>
1.c. Middle Name	<input type="text"/>
Physical Address (USPS ZIP Code Lookup)	
2.a. In Care of Name	<input type="text"/>
2.b. Street Number and Name	<input type="text"/>
2.c. Apt. <input type="checkbox"/> Ste. <input type="checkbox"/> Flr. <input type="checkbox"/>	<input type="text"/>
2.d. City or Town	<input type="text"/>
2.e. State <input type="text"/> -	2.f. ZIP Code <input type="text"/>
2.g. Postal Code	<input type="text"/>
2.h. Province	<input type="text"/>
2.i. Country	<input type="text"/>
Other Information	
3. Alien Registration Number (A-Number)	<input type="text"/>
▶ A-	<input type="text"/>
4. Country of Birth	<input type="text"/>
5. Country of Citizenship	<input type="text"/>
6. Class of Admission	<input type="text"/>
7. Gender <input type="checkbox"/> Male <input type="checkbox"/> Female	
8. Date of Birth <i>(mm/dd/yyyy)</i>	▶ <input type="text"/>
9. U.S. Social Security Number <i>(if any)</i>	▶ <input type="text"/>



Find your class of admission on the Form I-94, Arrival/Departure Record at i94.cbp.dhs.gov.

Instructions for Mailing Paper Form



U.S. Citizenship
and Immigration
Services

U.S. Postal Service

USCIS

Attn: Ukrainian Re-parole

P.O. Box 4012

Carol Stream, IL 60197-4012

FedEx, UPS, or DHL deliveries

USCIS

Attn: Ukrainian Re-parole

(Box 4012)

2500 Westfield Drive

Elgin, IL 60124-7836



Remember! Paper filed cases can still be added to a USCIS online account.

Benefits and Services

Andrea Crane, Refugee Program Eligibility Specialist,
Refugee Policy Unit, Refugee Programs, ORR

Benefits and Services



Certain Ukrainians may be eligible for federal public benefits:

- ORR-funded benefits and services
 - ✓ Temporary cash assistance
 - ✓ Medical assistance
 - ✓ Case management
 - ✓ Employment services
 - ✓ Legal services
- Other federal means-tested public benefits
 - ✓ Temporary Assistance for Needy Families, Supplemental Security Income, Supplemental Nutrition Assistance Program, etc.

Who is Eligible for ORR-Funded Services



- **Certain Ukrainian nationals may be eligible for ORR-funded services:**
 - Ukrainians with parole (including those granted re-parole)
 - Ukrainian asylees (must be granted asylum, not just applied)
 - Ukrainian refugees
- **Important note:** Ukrainians with only Temporary Protected Status and whose parole period has ended are not eligible for ORR benefits and services.

ORR Resources



Questions about eligibility for ORR services:

RefugeeEligibility@acf.hhs.gov

Contact a resettlement agency in your state:

acf.hhs.gov/orr/map/find-resources-and-contacts-your-state

Benefits for Ukrainian humanitarian parolees fact sheet:

acf.hhs.gov/orr/fact-sheet/benefits-ukrainian-humanitarian-parolees

Avoid Scams



U.S. Citizenship
and Immigration
Services

- Beware of individuals posing as or impersonating U.S. government officials.
- Beware of individuals asking for personal information.
- Beware of scam websites. U.S. government websites end in **.gov**.
- Do not transfer money or pay filing fees for the Form I-131 to an individual.
- Watch for identity theft.
- Learn about immigration attorneys and accredited representatives of a recognized organization.



USCIS is licensed to use this image.

Learn more ways to avoid scams at uscis.gov/avoidscams.

USCIS Resources



U.S. Citizenship
and Immigration
Services

Uniting for Ukraine

- uscis.gov/ukraine
- [uscis.gov/ukraine re-parole/faqs](https://uscis.gov/ukraine-re-parole/faqs)

USCIS Online Account

- my.uscis.gov
- uscis.gov/about-us/contact-us/how-do-i-get-a-new-online-access-code

How to Create a USCIS Online Account Webpage

- uscis.gov/file-online/how-to-create-a-uscis-online-account (available in [Ukrainian](#) and [Russian](#))

Technical Support for Your Account

- my.uscis.gov/account/v1/needhelp

Change Your Address

- my.uscis.gov (change your address in your USCIS online account)
- uscis.gov/addresschange

Victims of Human Trafficking

- uscis.gov/humanitarian/victims-of-human-trafficking-and-other-crimes

Electronic Reading Room

- uscis.gov/records/electronic-reading-room


Upcoming National Engagements

- uscis.gov/outreach

Get USCIS and DHS News

- uscis.gov/news and dhs.gov/news


Information for Ukrainians in California



Find Providers

Visit our curated GoogleMap to find resources in your area

[Visit the Map](#)



CA UHP Provider Map

Find support

SupportGuide.org, a project of **Solvers Consulting**, connects refugees and providers across California to centralized information and resources.

Join our next webinar

Monthly free webinars on Navigating life in CA for Newly Arrived Ukrainians and the agencies serving them

Resource Finder

We've curated a list of the most helpful links and resources for California newcomers, and the caseworkers and community members who support them

Helpful Guides

Watch previous webinars in English and Ukrainian and download helpful guides

Find a Provider Near You

We take the difficulty out of finding who can help. Search for providers in your area and get connected with the services you need



Are you serving Ukrainians?

Help Ukrainians Find Your Services


Join the map of providers and be found by those seeking services in your area.

[Join the Map](#)

Receive Training and Technical Assistance

Request [training and technical assistance](#) or [schedule a call](#) to discuss your training needs

[Learn More](#)



Department of Social Services

Ukraine Resources

Ukrainian Arrivals

Refugee Programs Bureau (RPB)
[Uniting for Ukraine Program](#) | [Federal and State Benefits](#) | [Public Charge](#) | [Opportunities](#)

Uniting for Ukraine Program

On April 21, 2022, President Biden announced that 100,000 people forced to flee Ukraine will be able to seek safe haven in the United States.
Effective April 25, 2022, these individuals can apply to come to the U.S. under a government program known as "Uniting for Ukraine" administered by the U.S. Citizenship and Immigration Services (USCIS), through an online portal. Coming to the U.S.

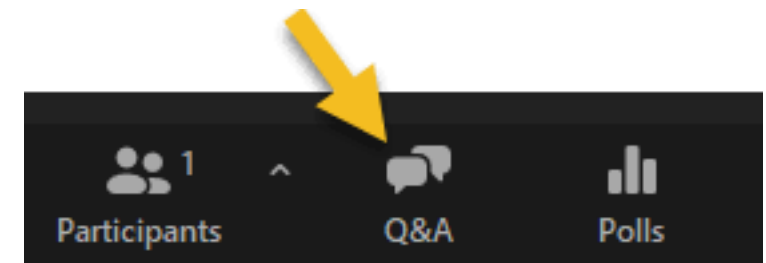
Contact Us

[Refugee Programs Bureau](#)
PO Box 944243, MS 9-6-648
Sacramento, CA 94244-2430
(916) 854-4306
RPB@csa.ca.gov

Quick Links

- [Refugee Cash Assistance \(RCA\)](#)
- [Benefits](#)
- [Child Support Services for Unemployed](#)
- [Developmental Services in California](#)
- [Department of Justice](#)

Questions & Answers



Email addresses for follow up questions



U.S. Citizenship
and Immigration
Services

USCIS Follow Up Questions

- Media email media@uscis.dhs.gov
- Congressional offices email usciscongressionalinquiries@uscis.dhs.gov
- Visit the Electronic Reading Room: uscis.gov/records/electronic-reading-room
- **Send questions after the engagement to**
NorthCACommunityRelation@uscis.dhs.gov

ORR Follow Up Questions:

- **Eligibility for services:** RefugeeEligibility@acf.hhs.gov



Complete a **Feedback Survey** & Request **Future Session Topics**

Email the hosts: UHPinfo@solveraconsult.com,
RPBTTAU@cdss.ca.gov